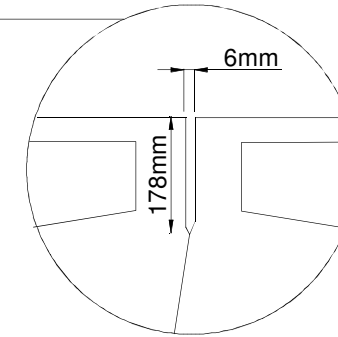
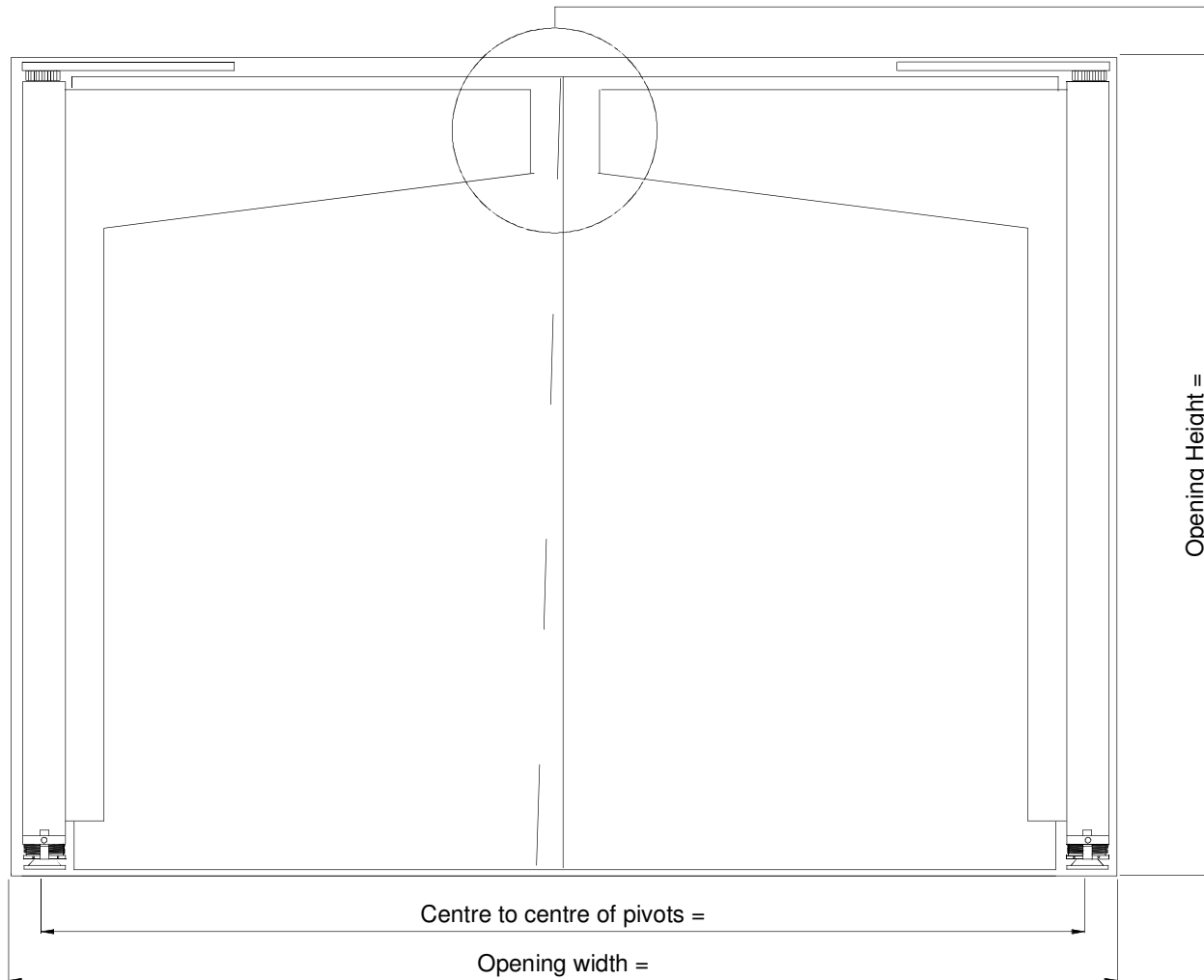
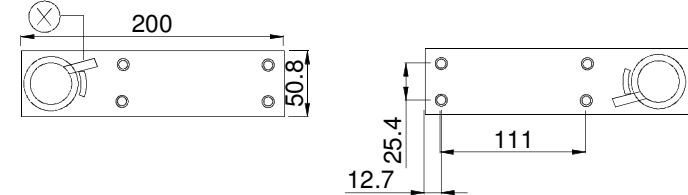


DETAILS OF OVERLAP FOR CRASH DOORS



To ensure satisfactory working of PVC crash doors there must be a gap of 6mm between the panels for the top 178mm.

The doors have been manufactured to suit this. Please check dimensions on fixing.



SPRING TENSION ADJUSTMENT

Insert Tommy Bar / screwdriver into one of the holes in the adjusting collar and turn slightly to the left to remove the tension pin (x). With the use of two tommy bars / screwdrivers the adjusting collar may now be turned further left to increase or right to decrease the tension. When the desired tension is obtained replace the tension pin to register against the stop.

CRASH DOOR SPECIFICATION

DESCRIPTION: Multiflex flexible crash doors
 FRAME FINISH: Powder coated Grey / White 1, 2,
 PANEL TYPE: 3, 4, 5 or 6
 PANEL DESCRIPTION: 10mm Clear PVC upper / 12mm Black rubber lower
 TOP FIXING: Lintel fix as illustrated / Jamb side fixed - Steel, Timber, Concrete
 BOTTOM FIXING: Floor fix as illustrated / Jamb side fixed - Steel, Timber, Concrete